



TAX MANAGED OVERVIEW

Great Lakes Advisors Disciplined Equity Tax Managed Strategies

THE GOAL

Maximize after-tax returns by combining superior stock selection with rigorous and active tax management

AN EXPERIENCED TEAM

Jon Quigley, CFA®
Chief Investment Officer
Disciplined Equity

John D. Bright, CFA®
Senior Portfolio Manager

Dmitri Prokhorov
Director of Research

Deepesh Bhatia
Senior Research Analyst

Tom Goles
Head of Investment Technology

Larisa Gitman
Senior Quantitative Developer

Yu Wu
Research Analyst

Sue Edwards
Director of Equity Trading

OVERVIEW

Great Lakes Advisors provides Tax Managed strategies that deliver a customized solution with a focus on total return as a source of alpha – not only loss harvesting – to construct a portfolio with an optimal balance of risk, return, and cost.

Who would benefit from a Tax Managed Solution?

- Clients with taxable accounts funded with cash, or an existing portfolio of U.S. equity securities
- Client portfolios that need to amend the strategy objective and/or style & cap exposures in a tax efficient manner
- Clients with concentrated and/or low cost basis portfolios seeking diversification

Active portfolio management combined with rigorous automated tax loss harvesting

Unlike passive or direct indexing strategies that are not designed to beat the benchmark after fees, our actively managed approach gives the investors an opportunity to outperform the benchmark, using our disciplined adaptive models, while also harvesting losses throughout the year to efficiently manage tax implications.

Why active portfolio management + active tax management makes sense

On average, tax drag costs investors up to 2% of their annual returns.

- This leaves a \$1M portfolio with \$218,994 less over 10 years¹

Even a modest 1% out-performance due to active management has profound positive effects.

- This adds \$104,622 to a \$1M portfolio over that same 10 year period

INDIVIDUALLY MANAGED AND CUSTOMIZED STRATEGY

Portfolios are individually managed to each client's existing holdings and tax situation.

Transition Management evaluates each client's existing holdings:

- Holdings are not sold off simply because they are not in the model
- Holdings are evaluated for return potential, tax consequence, and risk profile versus the overall portfolio
- This leads to a solution which incorporates some portion of the client's holdings with new securities that complement the portfolio in achieving similar characteristics of the model
- Realized gains are capped at 10% of the portfolio's value at transition

Our approach accommodates client-driven investment restrictions including:

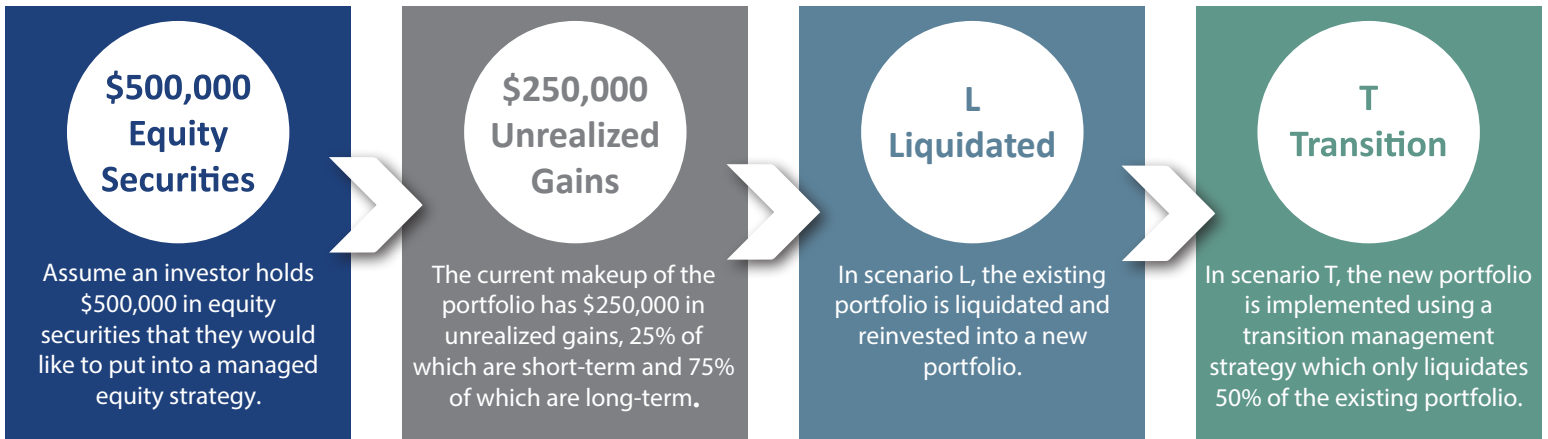
- Stock specific
- Industry specific
- Environmental, Social, and Governance (ESG) consideration



**“It’s not what you make,
it’s what you keep.”**

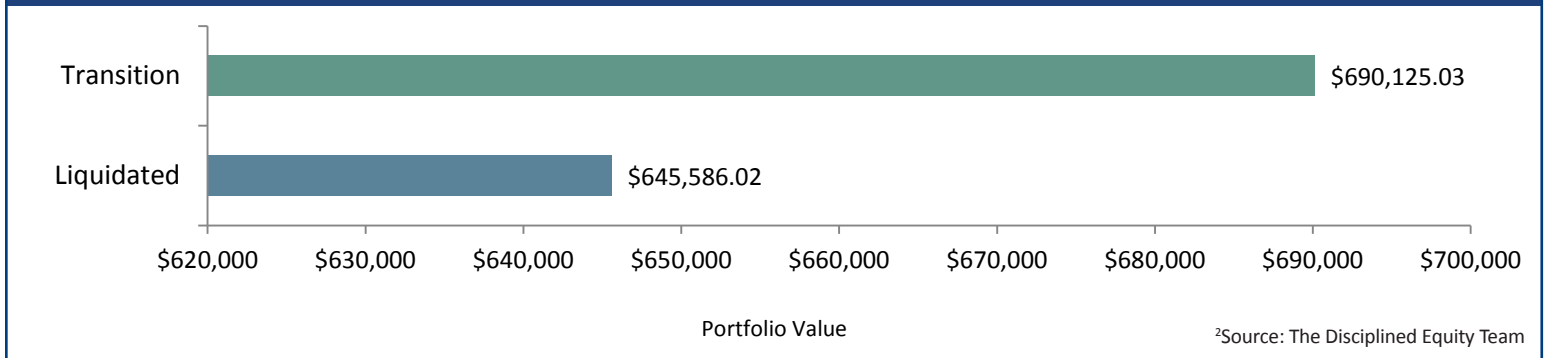
JOHN BRIGHT, CFA®
SENIOR PORTFOLIO MANAGER - DISCIPLINED EQUITY
GREAT LAKES ADVISORS, LLC

TAX MANAGED ACCOUNT TRANSITION



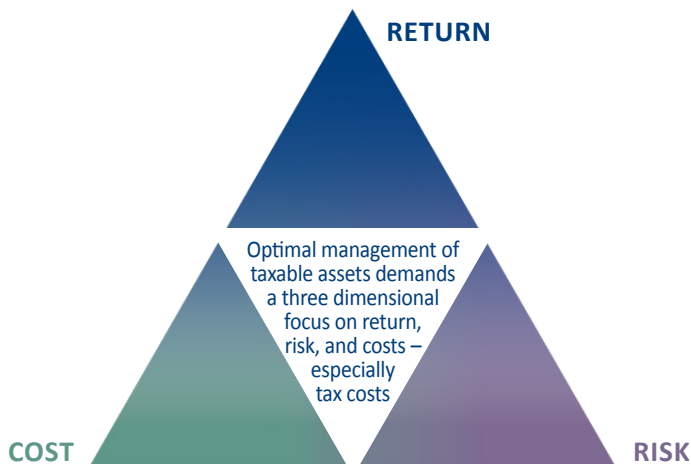
If each portfolio earns 8% per year, the portfolio which was transitioned has \$44,540 in additional value after 5 years.

IMPACT OF TRANSITION VERSUS LIQUIDATION ON PORTFOLIO VALUE



The liquidated portfolio in this example would have to earn 1.45% more each year for 5 years to match the value of the Transition portfolio.

THE GLA APPROACH



RETURN

- History of alpha vs S&P500/Russell 3000/Russell 2500
- Excess return through stock selection
- Extensive Portfolio Construction Expertise

RISK

- Benchmark aware & risk controlled
 - » Beta of 0.97-1.03
 - » Tight sector and industry constraints
 - » Tight market cap and style constraints

COST

- Capital Gains Tax Controls
 - » 10% cap on capital gains
 - » Active loss harvesting
- Trading costs
 - » Market impact
 - » Spreads



THE GLA APPROACH - YEAR ROUND TAX MANAGEMENT

Gains and losses are reviewed on an individual tax lot basis

- The tax implications of realizing gains and losses (both long-term and short-term) are factored into all trading decisions
- Holdings with an unrealized short-term gain are assigned additional trading penalties as they approach the long-term (one year) threshold
- Since short-term losses can offset either short-term or long-term gains, they are assigned trading incentives – particularly as they approach the long-term (one year) threshold

Wash-sale monitoring is fully automated within the account

Cash for withdrawals is raised while tax implications are minimized

Portfolios are customized to reflect respective clients' tax brackets

WHY THE END OF THE YEAR MIGHT NOT BE THE BEST TIME FOR TAX MANAGEMENT

The majority of tax loss harvesting takes place in the months of November and December. Over the last 25 years ending 12/31/25, November and December calendar month returns for the S&P 500 have been negative approximately 1 out of every 4 years. calendar years such as 2012, 2014, 2015, and 2016 all experienced stock market losses in the early part of that year that eventually became gains by the time tax harvest season approached.

| | Negative Occurrences | Positive Occurrences |
|-----------|----------------------|----------------------|
| January | 12 | 13 |
| February | 12 | 13 |
| March | 8 | 17 |
| April | 7 | 18 |
| May | 6 | 19 |
| June | 9 | 16 |
| July | 7 | 18 |
| August | 9 | 16 |
| September | 11 | 14 |
| October | 9 | 16 |
| November | 4 | 21 |
| December | 7 | 18 |

Source: GLA Disciplined Equity Team Research

AN ACTIVE APPROACH TO TAX MANAGED INVESTING

| Investment vehicle | Targets a specific asset class | Limits capital gains distributions | Can customize portfolio | Allows loss harvesting at individual security level | Actively attempts to outperform benchmark | Transitions to portfolio in tax-efficient manner |
|----------------------------------|--------------------------------|------------------------------------|-------------------------|---|---|--|
| ETF Investing | ● | ● | | | | |
| Direct Indexing with Tax Overlay | ● | ● | ● | ● | | |
| GLA DE Tax Managed Portfolios | ⚡ | ⚡ | ⚡ | ⚡ | ⚡ | ⚡ |



ABOUT GREAT LAKES ADVISORS

Founded in 1981, Great Lakes Advisors is headquartered in Chicago, Illinois. We offer a wide range of fixed income, equity, and multi-asset strategies across all market capitalizations and have deep portfolio management capabilities within ESG, Socially Responsible, Tax Managed, and customized account solutions. Our clients include public funds, multi-employer plans, corporations, religious communities, endowments/foundations, health care plans, and private wealth management clients.

1. Source: GLA Disciplined Equity Team. This information has been prepared for informational purposes only and Great Lakes Advisors (GLA) is not soliciting any action based upon it. The material is not intended to provide specific advice or recommendations but, rather, a basis from which strategies can be built, taking into account the specific objectives of each portfolio, in terms of return, time horizon, and risk constraints, as well as diverging investment perspectives and assumptions. Opinions expressed are GLA's as of 12/31/2025 only and are subject to changes based on market, economic and other conditions and may not actually come to pass. Any historical price(s) or value(s) are also only as of the date indicated. Past performance is no indication of future returns.

The information contained herein has been obtained from sources believed to be reliable. This information should not be relied upon by the reader as research or investment advice. To determine if this strategy is appropriate for you, carefully consider the investment objectives, risk factors, and expenses before investing.

Manager commentary represents an assessment of the market environment at a specific point in time and is not intended to be a forecast of future events, or a guarantee of future results.

Portfolio holdings subject to change and should not be considered investment advice. To obtain a list of all securities recommended during the past year, contact Great Lakes Advisors (GLA) at 312.553.3700. Actual clients' portfolios may or may not hold the same securities depending on the guidelines, restrictions and other factors of the specific portfolios.

The S&P 500 Index is an unmanaged index that tracks the performance of 500 widely held, large-capitalization U.S. stocks. They are usually the 500 largest companies in terms of market capitalization and are chosen to represent the entire market's value. Index returns are provided to represent the investment environment existing during the time periods shown. The Russell 2500 index measures the performance of the 2,500 smallest companies in the Russell 3000 Index and represent less than 20% of the capitalization of the Russell 3000 Index. The Russell 3000 index contains 3,000 of the largest capitalization stocks of U.S. domiciled companies, which represents about 98% of the total U.S. equity market capitalization. All indexes are fully invested, which includes the reinvestment of income. The returns for the index do not include any transaction costs, management fees or other costs. The index is not available for direct investment. Industry sectors are presented to illustrate the diversity of areas in which we may invest, and may not be representative of current or future investments.

Great Lakes Advisors, LLC ("Great Lakes" or "GLA") is an investment advisor registered with the Securities and Exchange Commission under the Investment Advisors Act of 1940. Established in 1981, Great Lakes is a subsidiary of Wintrust Financial Corporation and a part of the Wintrust Wealth Management family of companies. On October 1, 2013, majority owned subsidiary Advanced Investment Partners, LLC ("AIP") became fully-owned and integrated into Great Lakes. Great Lakes is a distinct business unit with distinct investment processes and procedures relating to the management and/or trading of investment portfolios for its clients.

Great Lakes Advisors, LLC claims compliance with the Global Investment Performance Standards (GIPS®). A complete list of firm composites and performance results, and the policies for valuing portfolios, calculating performance, and preparing GIPS compliant presentations are available upon request. Great Lakes Advisors, LLC's fees are available upon request and may be found in our Form ADV Part 2A. Performance data quoted herein represents past performance. Past performance does not guarantee or indicate future results. GIPS® is a registered trademark of CFA Institute. CFA Institute does not endorse or promote this organization, nor does it warrant the accuracy or quality of the content contained herein. Returns and net asset value will fluctuate. 26-8-0013