



SMIDCAP ESG

Third Quarter 2021

OBJECTIVE

The SMidCap ESG strategy seeks to efficiently capture return opportunities while managing portfolio risk relative to the Russell 2500 Index® and SMidCap model portfolio benchmarks.

Benchmark: Russell 2500 and SMidCap Model Portfolio

Inception Date: March 1, 2010

PHILOSOPHY

Our goal is to deliver a more consistent alpha for our clients. The challenge is, the stock market is a complex adaptive system and no static approach works all the time, therefore our analysis must emphasize the most important characteristics at any given point in time.

The Solution for Our Clients

- Employ a diverse set of factors
- Evaluate relative to multiple peer groups
- Adapt to evolving market conditions
- Construct a portfolio with an optimal balance of risk and return with an overall ESG rating that is at least 20% better than that of Russell 2500 Index

Benefits

- Consistent excess returns from disciplined stock selection
- Style, sector and market cap diversification in one portfolio

PROCESS

We use a “bottom up” systematic process to evaluate the universe of stocks using three independent analyses, each of which is designed to provide a unique valuation perspective.

PORTFOLIO GUIDELINES

Holdings: Approximately 100-125 positions

Sector Over/Underweights: Russell 2500 +/- 5.00%¹

Position weights: 0.25% to Russell 2500 weight +1.50%¹

Cash position: Typically 0.5% to 1.5%

Average Annual turnover: Typically 60% to 120%

Investment Universe: Russell 2500 Members

PROCESS (cont.)

Broad Universe Analysis (1 model)

- Evaluates each stock relative to all other stocks in the investment universe.

Style-Specific Analysis (4 models)

- Evaluates each stock relative to its peers with the same combined market capitalization and style profile.

Sector-Specific Analysis (11 models)

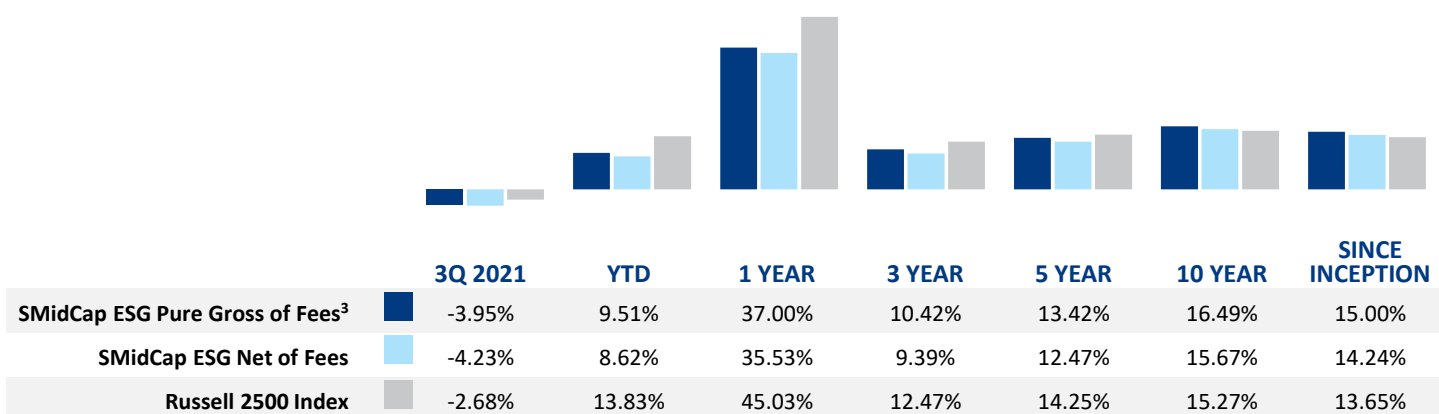
- Evaluates each stock relative to all other stocks in the same economic sector.

These three analyses are combined to generate an excess return expectation for each stock. Stocks must rank in the top 20% to be considered for purchase.

The Portfolio construction process incorporates company level ESG scores seeking to build a portfolio whose overall ESG score is at least 20% better than that of the Russell 2500 Index. In addition, the portfolio does not invest in businesses that derive 5% or more of their revenue from the following activities:

- Manufacturers and owners of military weapons
- Manufacturers and owners of alcohol and tobacco products
- Manufacturers and owners of gambling devices and/or operators of casinos
- Companies with ties to Sudan

COMPOSITE PERFORMANCE²



PORTFOLIO COMPOSITION

Top 10 Holdings ⁴	SMidCap ESG
Athene Holding Ltd Cl A	2.0%
United Natural Foods Inc	2.0%
Ovintiv Inc	1.8%
Steel Dynamics Inc	1.8%
Encompass Health Corp	1.7%
World Wrestling Entertainment Inc Cl A	1.7%
OGE Energy Corp	1.7%
US Foods Holding Corp	1.6%
SLM Corp	1.6%
Evoqua Water Technologies Corp	1.6%

Sector Weightings ⁵	SMidCap ESG	Russell 2500
Consumer Discretionary	6.2%	10.4%
Consumer Staples	7.9%	2.8%
Energy	6.5%	3.5%
Financials	19.5%	22.7%
Health Care	15.0%	14.7%
Industrials	7.1%	9.1%
Materials	7.8%	5.5%
Retail	4.9%	4.6%
Services	3.8%	7.0%
Technology	15.2%	17.5%
Utilities	4.8%	2.2%

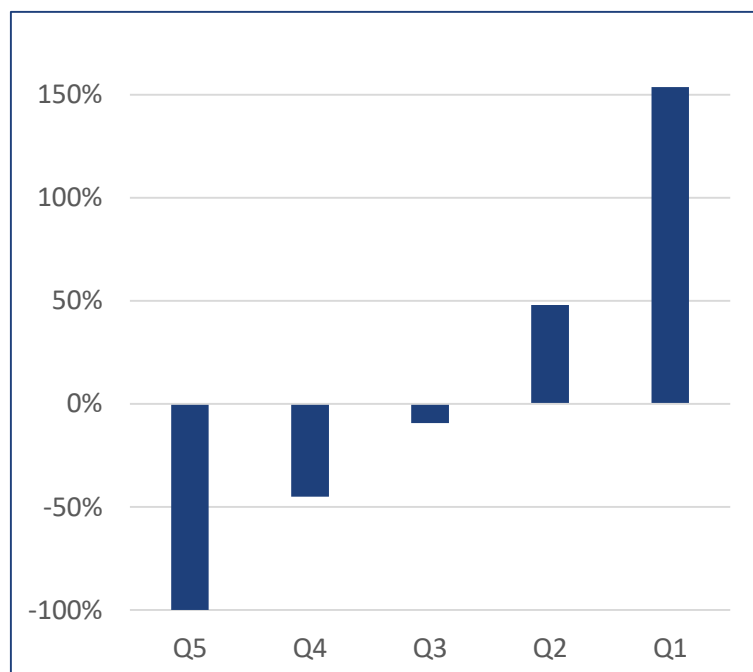
STRATEGY CHARACTERISTICS⁶

	SMidCap ESG	Russell 2500
Weighted Average Market Cap	\$6.5B	\$7.4B
EPS 5 Year Average Growth	32.7%	24.2%
Return on Equity (ROE)	17.0%	10.6%
Price to Earnings Ratio (P/E)	19.6x	90.8x
Price to Book Ratio (P/B)	2.4x	2.8x
Dividend Yield	1.9%	2.1%
Beta	1.02	1.00
Active Share	89.9%	-
Number of Holdings	120	2,534
Weighted ESG Score	61.4	50.6

SMIDCAP ESG GUIDELINES

- Companies with bottom-quintile ESG scores are excluded from the portfolio¹
- Seeks to maintain a weighted portfolio ESG score at least 20% better than the Russell 2500 Index results in a portfolio skewed towards companies with higher ESG ratings¹

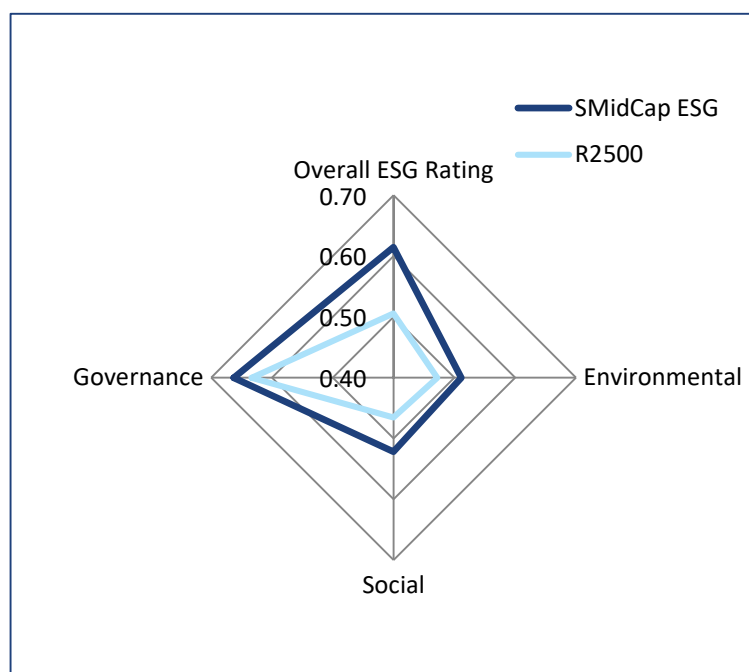
RELATIVE EXPOSURE BY ESG QUINTILE



Sources: MSCI, GLA Disciplined Equity proprietary research. Data as of 9/30/2021.

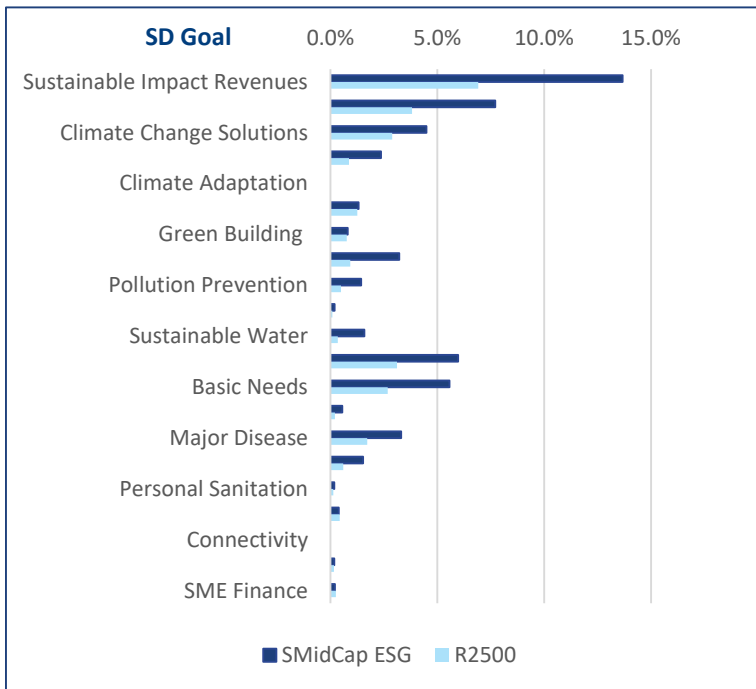
* At time of purchase

SECTOR-NEUTRAL ESG SCORE

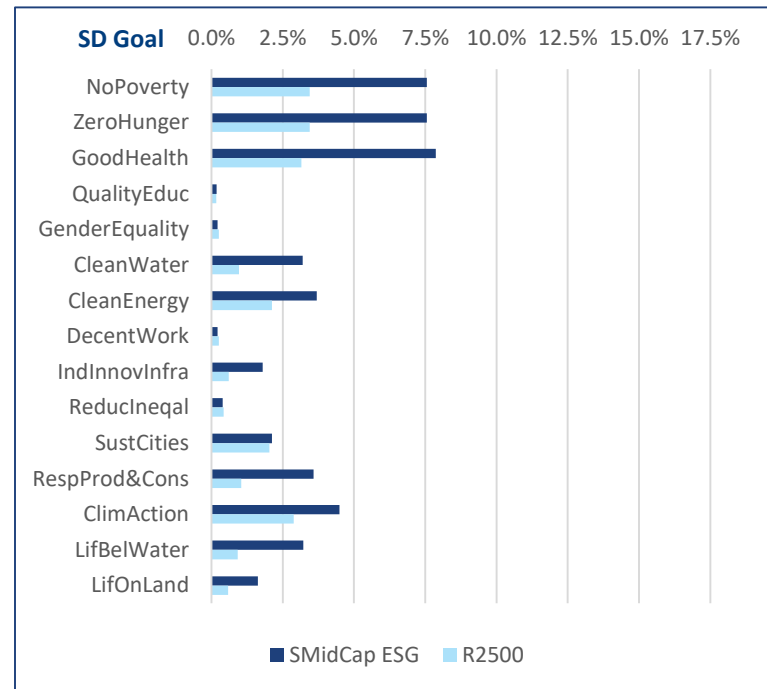


Sources: MSCI, GLA Disciplined Equity proprietary research. Data as of 9/30/2021.

SUSTAINABLE DEVELOPMENT GOALS ALIGNMENT



Sources: MSCI and GLA Disciplined Equity proprietary research. Data as of 9/30/2021.



Sources: MSCI and GLA Disciplined Equity proprietary research. Data as of 9/30/2021.

ABOUT GREAT LAKES ADVISORS

Founded in 1981, Great Lakes Advisors is headquartered in Chicago, Illinois with an additional office in Tampa, Florida. The firm has \$12.5 billion in assets under management and advisement and offers a wide range of fixed income, equity, and multi-asset strategies across all market capitalizations. We have deep portfolio management capabilities within ESG, Socially Responsible, Tax-Managed, and Customized account solutions. Our clients include public funds, multi-employer plans, corporations, religious communities, endowments/foundations, health care plans, and private wealth management clients.

1. At time of purchase

2. Returns greater than one year are annualized.

3. Pure Gross of Fee Returns do not reflect the deduction of investment management fees or bundled fees for certain accounts where transaction costs cannot be separately identified from other service fees charged by the client's broker/dealer or custodian. Information presented on a pure gross of fee basis has not been independently verified. Net performance reflects the deduction of investment management fees and bundled fees as applicable.

4. Holdings are representative of a Disciplined Equity SMidCap ESG account, are subject to change at any time and are not recommendations to buy or sell any securities.

5. Source: MSCI Barra. Data is representative of a Disciplined Equity SMidCap ESG account and are subject to change at any time.

6. Source: Bloomberg. Characteristic data is representative of a Disciplined Equity SMidCap ESG account and are subject to change at any time. Beta and ESG Score source is MSCI Barra.

Definition of the Firm: Great Lakes Advisors, LLC ("Great Lakes" or "GLA") is an investment advisor registered with the Securities and Exchange Commission under the Investment Advisors Act of 1940. Established in 1981, Great Lakes is a subsidiary of Wintrust Financial Corporation and a part of the Wintrust Wealth Management family of companies. On October 1, 2013, majority owned subsidiary Advanced Investment Partners, LLC ("AIP") became fully-owned and integrated into Great Lakes. Great Lakes is a distinct business unit with distinct investment processes and procedures relating to the management and/or trading of investment portfolios for its clients.

The Disciplined Equity SMidCap ESG Composite includes all unrestricted, discretionary fee-paying accounts managed for sponsor platforms under the SMidCap ESG strategy and is benchmarked to the Russell 2500 Index. Accounts within this composite do not employ leverage. The composite inception date was February 28, 2010 and the composite creation date was October 1, 2013. All cash reserves and equivalents are included in returns. Returns are time weighted and include reinvestment of dividends, income and gains. The value of assets and returns is expressed in U.S. dollars. All holdings available upon request. Performance prior to October 1, 2013 occurred at Advanced Investment Partners prior to being acquired by Great Lakes Advisors. Additionally, market commentary is available on the firm's website at: www.greatlakesadvisors.com or upon request.

The benchmark selected for comparison of returns for the SMidCap ESG Composite is the Russell 2500 Index (which measures the performance of the 2,500 smallest companies in the Russell 3000 Index and represent less than 20% of the capitalization of the Russell 3000 Index.); The Russell 2500 Index is a trademark of the Frank Russell Company. Frank Russell Company ("FRC") is the source and owner of the Russell Index data contained or reflected in this material and all trademarks and copyrights related thereto. The presentation may contain confidential information and unauthorized use, disclosure, copying, dissemination, or redistribution is strictly prohibited. This is a GLA presentation of the Russell Index data. FRC is not responsible for the formatting or configuration of this material or for any inaccuracy in GLA's presentation thereof. Index returns are provided to represent the investment environment existing during the time periods shown. All indexes are fully invested, which includes the reinvestment of income. The returns for the index do not include any transaction costs, management fees or other costs. The index is not available for direct investment. Industry sectors are presented to illustrate the diversity of areas in which we may invest, and may not be representative of current or future investments.

GIPS: Great Lakes Advisors, LLC claims compliance with the Global Investment Performance Standards (GIPS®). A complete list of firm composites and performance results, and the policies for valuing portfolios, calculating performance, and preparing GIPS compliant presentations are available upon request by calling 312-553-3700.

Great Lakes Advisors, LLC's fees are available upon request and may be found in our Form ADV Part 2A. Performance data quoted herein represents past performance. Past performance does not guarantee or indicate future results. Returns and net asset value will fluctuate. To determine if this strategy is appropriate for you, carefully consider the investment objectives, risk factors, and expenses before investing.