



LARGECAP ESG

First Quarter 2021

OBJECTIVE

The LargeCap ESG strategy seeks to efficiently capture return opportunities while managing portfolio risk relative to the S&P 500 and LargeCap model portfolio benchmarks.

Benchmark: S&P 500 Index and LargeCap Model Portfolio

Inception Date: December 1, 2004

PHILOSOPHY

Our goal is to deliver a more consistent alpha for our clients. The challenge is, the stock market is a complex adaptive system and no static approach works all the time, therefore our analysis must emphasize the most important characteristics at any given point in time.

The Solution for Our Clients

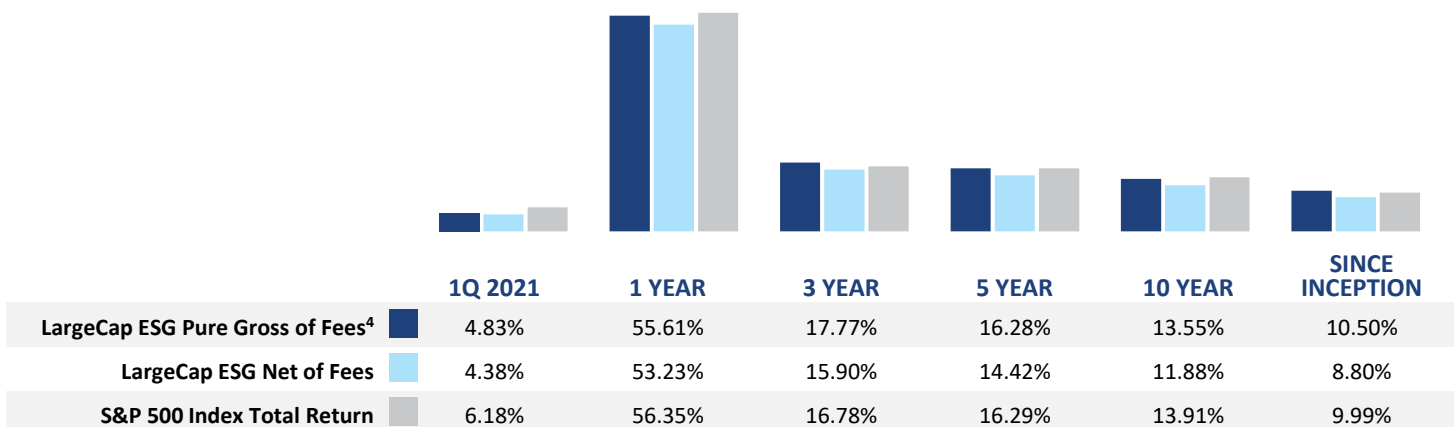
- Employ a diverse set of factors
- Evaluate relative to multiple peer groups
- Adapt to evolving market conditions
- Construct a portfolio with an optimal balance of risk and return with an overall ESG rating that is at least 15% better than that of the S&P 500 Index

Benefits

- Consistent excess returns from disciplined stock selection
- Style, sector and market cap diversification in one portfolio

PROCESS

We use a “bottom up” systematic process to evaluate the universe of stocks using three independent analyses, each of which is designed to provide a unique valuation perspective.

COMPOSITE PERFORMANCE³

PORTFOLIO GUIDELINES

Holdings: Approximately 70-85 positions

Sector Over/Underweights: S&P 500 +/- 5.00%¹

Position weights: 0.50% to S&P 500 weight +2.50%¹

Cash position: Typically 0.5% to 1.5%

Average Annual turnover: Typically 60% to 120%

Investment Universe: S&P 500 + top 500 Russell 1000 Index Members²

PROCESS (cont.)

Broad Universe Analysis (1 model)

- Evaluates each stock relative to all other stocks in the investment universe.

Style-Specific Analysis (4 models)

- Evaluates each stock relative to its peers with the same combined market capitalization and style profile.

Sector-Specific Analysis (11 models)

- Evaluates each stock relative to all other stocks in the same economic sector.

These three analyses are combined to generate an excess return expectation for each stock. Stocks must rank in the top 20% to be considered for purchase.

The Portfolio construction process incorporates company level ESG scores seeking to build a portfolio whose overall ESG score is at least 15% better than that of the S&P 500 Index. In addition, the portfolio does not invest in businesses that derive 5% or more of their revenue from the following activities:

- Manufacturers and owners of military weapons
- Manufacturers and owners of alcohol and tobacco products
- Manufacturers and owners of gambling devices and/or operators of casinos
- Companies with ties to Sudan

PORTFOLIO COMPOSITION

Top 10 Holdings ⁵	LargeCap ESG
Microsoft Corp	7.8%
Apple Inc	3.7%
Alphabet Inc Cap Stock Cl C	3.6%
Amazon.com Inc	3.6%
Disney Walt Co Disney	3.2%
Bank America Corp	3.0%
Intl Business Machines	2.9%
Chevron Corp	2.7%
Micron Technology Inc	2.4%
BlackRock Inc	2.3%

Sector Weightings ⁶	LC ESG	S&P 500
Consumer Discretionary	5.1%	6.6%
Consumer Staples	4.5%	5.5%
Energy	6.3%	2.6%
Financials	21.1%	15.6%
Health Care	9.4%	11.9%
Industrials	7.0%	7.0%
Materials	3.8%	2.8%
Retail	2.4%	5.2%
Services	5.1%	5.7%
Technology	30.2%	34.3%
Utilities	3.9%	2.8%

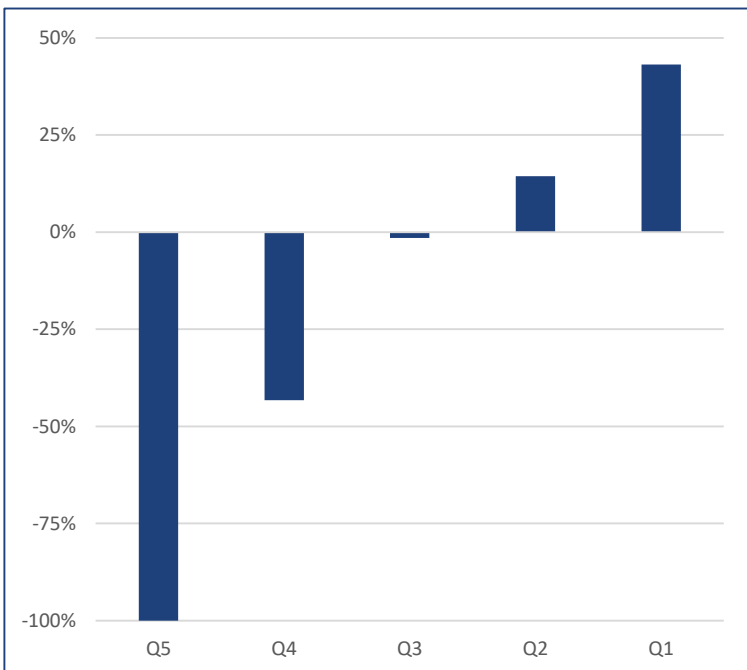
STRATEGY CHARACTERISTICS⁷

	LC ESG	S&P 500
Weighted Average Market Cap	\$420.0B	\$468.4B
EPS 5 Year Average Growth	30.8%	31.3%
Return on Equity (ROE)	20.0%	28.4%
Price to Earnings Ratio (P/E)	42.7x	32.3x
Price to Book Ratio (P/B)	3.6x	4.4x
Dividend Yield	2.0%	1.9%
Beta	1.02	1.00
Active Share	67.6%	-
Number of Holdings	79	505
Weighted ESG Score	63.4	54.7

LARGECAP ESG GUIDELINES

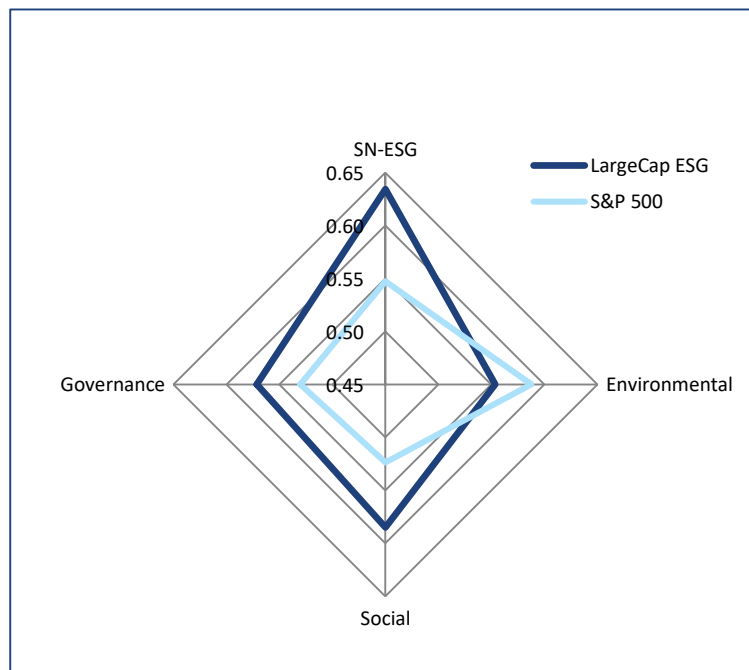
- Companies with bottom-quintile ESG scores are excluded from the portfolio¹
- Seeks to maintain a weighted portfolio ESG score at least 15% better than the S&P 500 Index results in a portfolio skewed towards companies with higher ESG ratings¹

RELATIVE EXPOSURE BY ESG QUINTILE



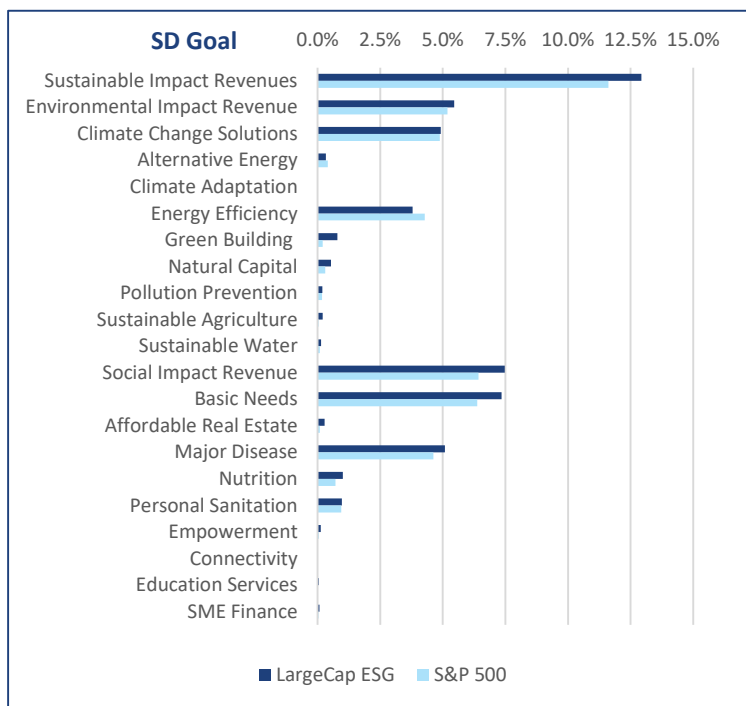
Sources: MSCI, GLA Disciplined Equity proprietary research. Data as of 3/31/2021.
* At time of purchase

SECTOR-NEUTRAL ESG SCORE

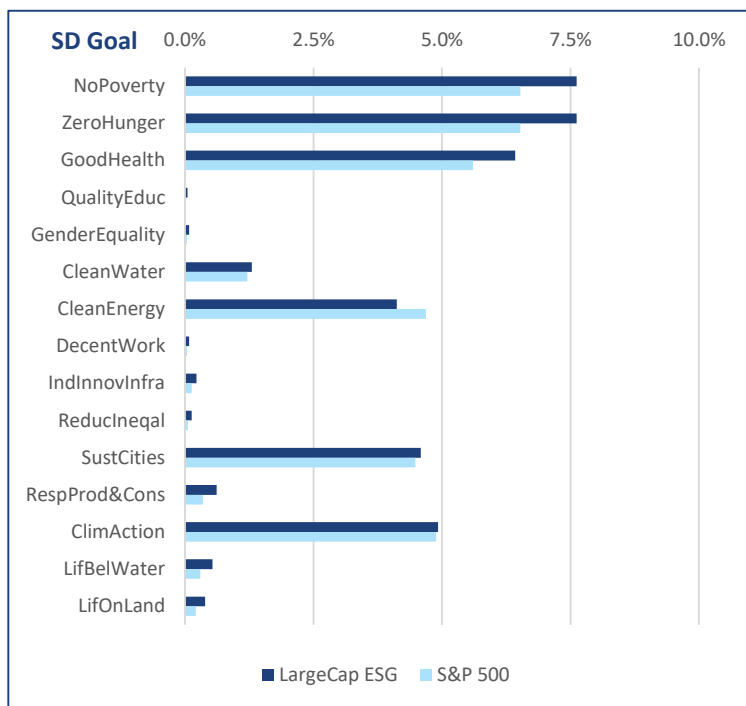


Sources: MSCI, GLA Disciplined Equity proprietary research. Data as of 3/31/2021.
* At time of purchase

SUSTAINABLE DEVELOPMENT GOALS ALIGNMENT



Sources: MSCI and GLA Disciplined Equity proprietary research. Data as of 3/31/2021.



Sources: MSCI and GLA Disciplined Equity proprietary research. Data as of 3/31/2021.

ABOUT GREAT LAKES ADVISORS

Founded in 1981, Great Lakes Advisors is headquartered in Chicago, Illinois with an additional office in Tampa, Florida. The firm has \$12.1 billion in assets under management and advisement and offers a wide range of fixed income, equity, and multi-asset strategies across all market capitalizations. We have deep portfolio management capabilities within ESG, Socially Responsible, Tax-Managed, and Customized account solutions. Our clients include public funds, multi-employer plans, corporations, religious communities, endowments/foundations, health care plans, and private wealth management clients.

1. At time of purchase
2. Top 500 companies as measured by Market Cap.
3. Returns greater than one year are annualized.
4. Pure Gross of Fee Returns do not reflect the deduction of investment management fees or bundled fees for certain accounts where transaction costs cannot be separately identified from other service fees charged by the client's broker/dealer or custodian. Information presented on a pure gross of fee basis has not been independently verified. Net performance reflects the deduction of investment management fees and bundled fees as applicable.
5. Holdings are representative of a Disciplined Equity LargeCap ESG account, are subject to change at any time and are not recommendations to buy or sell any securities.
6. Source MSCI Barra. Data is representative of a Disciplined Equity LargeCap ESG account and are subject to change at any time.
7. Source: Bloomberg. Characteristic data is representative of a Disciplined Equity LargeCap ESG account and is subject to change at any time. Beta and ESG source are MSCI Barra.

Definition of the Firm: Great Lakes Advisors, LLC ("Great Lakes" or "GLA") is an investment advisor registered with the Securities and Exchange Commission under the Investment Advisors Act of 1940. Established in 1981, Great Lakes is a subsidiary of Wintrust Financial Corporation and a part of the Wintrust Wealth Management family of companies. On October 1, 2013, majority owned subsidiary Advanced Investment Partners, LLC ("AIP") became fully-owned and integrated into Great Lakes. Great Lakes is a distinct business unit with distinct investment processes and procedures relating to the management and/or trading of investment portfolios for its clients.

The Disciplined Equity LargeCap ESG Composite includes all unrestricted, fee-paying accounts patterned after Great Lakes' ESG (ESGL) strategy and is benchmarked to the S&P 500 Index. The LargeCap ESG strategy integrates environmental, social, and governance (ESG) ratings for individual companies with Great Lakes Advisors' proprietary return forecasts based on a blend of fundamental, technical, and sentiment measures, which seeks to outperform the S&P 500 Index over time through superior stock election while maintaining risk characteristics that are similar to the benchmark. Accounts within this composite do not employ leverage. The composite inception date was December 1, 2004 and the composite creation was October 1, 2013. All cash reserves and equivalents are included in returns. Returns are time weighted and include reinvestment of dividends, income and gains. The value of assets and returns is expressed in U.S. dollars. All holdings available upon request. Performance prior to October 1, 2013 occurred at Advanced Investment Partners prior to being acquired by Great Lakes Advisors. All holdings available upon request. Additionally, market commentary is available on the firm's website at: www.greatlakesadvisors.com or upon request.

The benchmark selected for comparison of returns for the LargeCap ESG Composite is the S&P 500 Index (an unmanaged index that tracks the performance of 500 widely held, large-capitalization U.S. stocks. They are usually the 500 largest companies in terms of market capitalization and are chosen to represent the entire market's value). Index returns are provided to represent the investment environment existing during the time periods shown. All indexes are fully invested, which includes the reinvestment of income. The returns for the index do not include any transaction costs, management fees or other costs. The index is not available for direct investment. Industry sectors are presented to illustrate the diversity of areas in which we may invest, and may not be representative of current or future investments.

GIPS: Great Lakes Advisors, LLC claims compliance with the Global Investment Performance Standards (GIPS®). GIPS® is a registered trademark of CFA Institute. CFA Institute does not endorse or promote this organization, nor does it warrant the accuracy or quality of the content contained herein. Policies for valuing investments, calculating performance, and preparing GIPS Reports are available upon request. A list of composite descriptions is available upon request.

Great Lakes Advisors, LLC's fees are available upon request and may be found in our Form ADV Part 2A. Performance data quoted herein represents past performance. Past performance does not guarantee or indicate future results. Returns and net asset value will fluctuate. To determine if this strategy is appropriate for you, carefully consider the investment objectives, risk factors, and expenses before investing.